

Project Report On

Events Portal

Presented By:

Events Portal



Mentors:

Anaida Lewis

Bhargavee

Om Shukla

Prachi Patel

Dishant Zaveri

Developers:

Varun Nair

Neel Gabani

Dhruvin Chawda

Rihansh Hingad

Aradhya Sakalley

Shriya Shah

Aayush Bhagat

Shubham Mehta

Devarshee Thopte

1. Introduction

The Events Portal, a one-stop-shop for all upcoming events organized by various committees/ clubs and student chapters in the college. Our platform aims to simplify the process of planning and attending events by providing a comprehensive list of all upcoming events in one place. With our portal, committee members can easily schedule their events and avoid scheduling conflicts with other events. This ensures that all events can run smoothly and maximize attendance. For users, our platform provides a user-friendly interface where they can browse and learn more about each committee, view all upcoming events, and register for the events they are interested in attending. Our app also allows users to receive notifications about upcoming events, ensuring they never miss out on any exciting opportunities. Overall, the Events Portal is the perfect solution for students and committee members alike, providing a centralized platform for all event-related activities, making it easier to stay informed, connected, and engaged with the vibrant college community.

2. Motivation

The motivation for creating our Events Portal was driven by the need to simplify the process of planning and attending events in our college. We recognized the challenges faced by both committee members and attendees in keeping track of various events organized by different committees, often resulting in scheduling conflicts and missed opportunities. Our goal was to create a platform that would provide a centralized location for all upcoming events, making it easier for committee members to schedule their events and avoid conflicts, while also providing a user-friendly interface for attendees to browse, learn about, and register for events. We were motivated by the desire to enhance the college experience for all students by fostering a more connected and engaged community through a convenient and comprehensive events platform. We believe that the Events Portal will not only simplify the event planning process but also promote greater attendance, participation, and overall enjoyment of college events.

3. What have we achieved?(mention all features which have been implemented with small summary about each)

Features-

1. Searching, sorting-searching and sorting features in an events portal enable users to easily find events based on various criteria, such as date , type of event , committee . By enhancing the user experience, these functionalities can help increase user engagement and the overall success of the platform.
2. User(non committee and committee ppl) and admin interfaces
3. Event gallery
4. Team/Committee profiles with event info

5. Reminders/ liked events list
6. Event reviews
7. Popular events
8. Option to create event

4. What did each one of you learn?(stack wise each mentor and mentee needs to write here)

- **Aayush Bhagat (Web dev frontend mentee stack-React js)**
 - Gained a thorough understanding of React JS and responsive web development.
 - Investigated React JS's key concepts and features, including component-based programming and state management.
 - Gained experience on backend integration and API usage.
 - Gained a deeper grasp of web application architecture and how different components work together to create a smooth user experience.

- **Shubham Mehta (Web dev frontend mentee stack-React js)**
 - Api fetching- Fetching data from APIs often involves retrieving a large amount of data, much of which may be irrelevant to your application. To handle this, it is important to extract only the relevant and required data from the API response and preprocess any unnecessary data.
 - Integration - I learned how to integrate backend with frontend.
 - Ui libraries - I worked with ui Libraries like MUI and Chakra UI

- **Varun Nair (Web-dev backend mentee Stack: Django)**
 - This project helped me to learn and further develop my skills in backend development and creating REST API with CRUD functionalities for frontend development.

- Learned different authentication methods and integration between frontend and backend.
- I also managed to practice API testing and error handling.
- Helped me understand the challenges that come with working in a team and how to overcome them.

- **Aradhya Sakalley (App-Dev mentee Stack : React Native)**

- Creating a visually appealing and intuitive interface that is easy to navigate for users.
- Developing unique and original UI components that add value to the app and stand out from standard designs.
- Ensuring that the app is optimized for mobile devices with various screen sizes and resolutions, providing a seamless user experience across all devices.
- Managing data effectively and efficiently through the use of databases and other storage solutions.
- Keeping track of the state of different app components to ensure that the app runs smoothly and without errors.
- Implementing notifications for event updates to keep users informed and engaged with the app.
- Using Axios, a widely-used HTTP request library, to handle sending and receiving data between the app and server.

- **Dhruvin Chawda (Backend mentee django)**

This project helped me to learn:

- various backend skills (authentication, CRUD, filtering searching ..)
- It improved my teamwork skills
- Also learned how to work as organization on github, like how to work different branch and then merge them.

Rihansh Hingad (Full-Stack Django Mentee)

- I learned and developed my skills to create REST API for the frontend
- I learned to do integration of frontend and backend and deal with huge chunk of data
- Got a great chance to work on a real project where I would also learn how to work with a team
- Overall I developed a greater grasp on handling frontend and backend together in a an efficient way
- I developed great teamwork skills working with other team members
- **Neel Gabani (UI/UX Designer)-**
 - With the given project I got an opportunity to get to know as a designer which design in real can be implement by other stacks.
 - I worked on designing part of project and to ensure that user experience is great while using the product. And effectively communicating with other team mate and telling about working of design
- **Shriya Shah(App)**
- Designing an interface that is both visually appealing and user-friendly, with intuitive navigation and a focus on ease-of-use.
- Creating custom UI components that enhance the overall look and feel of the app, and that provide unique functionality and user value.
- Ensuring that the app is responsive and optimized for mobile devices, with consideration for varying screen sizes and resolutions.
- Effectively managing data using database technologies, to ensure reliability, scalability, and security.
- Managing the state of app components to ensure that the app runs smoothly, with proper error handling and debugging.
- Implementing notification reminders for event updates, using push notifications or other methods to keep users engaged and informed.

Devarshee Thopte (App Dev Mentee: React Native)

- Creating an interface that is both visually appealing and user-friendly, with clear navigation and intuitive design.
- Developing custom UI components that offer unique functionality and enhance the overall user experience.
- Ensuring that the app is responsive and adapts well to various screen sizes and orientations, providing a seamless user experience on all devices.
- Implementing database technologies to efficiently manage and store data, ensuring data integrity and security.
- Effectively managing the state of app components, handling errors and exceptions, and ensuring that the app runs smoothly.
- Providing notification reminders for event updates to keep users informed and engaged with the app, using appropriate methods such as push notifications or in-app notifications.
- Using Axios, a widely-used HTTP request library, to handle sending and receiving data between the app and server, with proper error handling and data validation.

Mentors : -

- **Prachi Patel**

I have improved my communication and leadership skills by guiding and supporting the mentees through the project. I have gained a deeper insight into project management and planning by helping mentees develop a project roadmap and milestones and giving them constructive feedback.

- **Dishant Zaveri**

I was able to you're able to provide effective support to my mentees:

Encourage collaboration: Group projects often involve a high degree of collaboration, so encourage your mentees to work together and share ideas. Make sure everyone has an opportunity to contribute, and encourage them to listen to one another and consider different perspectives. Clarify roles and responsibilities: Make sure each member of the group understands their role and responsibilities within the project. This will help ensure that everyone is on the same page and working towards a common goal. Set expectations: As a mentor, it's important to set clear expectations for the group. This might include deadlines, standards for quality, and guidelines for communication. Make sure everyone is aware of these expectations from the outset. Provide guidance and support: Throughout the project, be available to provide guidance and support to your mentees. This might involve answering questions, providing feedback, or helping them overcome obstacles. Encourage them to come to you with any concerns or questions they may have.

- **Bhargavee Chavarkar**

The role of a design mentor in a project is to provide guidance and support to designers, helping them to create effective and innovative design solutions. Here are some key ways that a design mentor can support designers in a project:

1. Provide feedback: A design mentor can provide feedback on design concepts, prototypes, and finished designs. They can offer suggestions for improvement and help designers identify areas where they can enhance their work.
2. Share knowledge and expertise: A design mentor can share their knowledge and expertise in the field, providing designers with insights into best practices, design trends, and emerging technologies. They can also help designers build skills in areas where they may be less experienced.
3. Encourage creativity: A design mentor can encourage designers to think creatively and explore new approaches to

design challenges. They can help designers push past their comfort zones and take risks in their work.

- **Anaida Lewis**

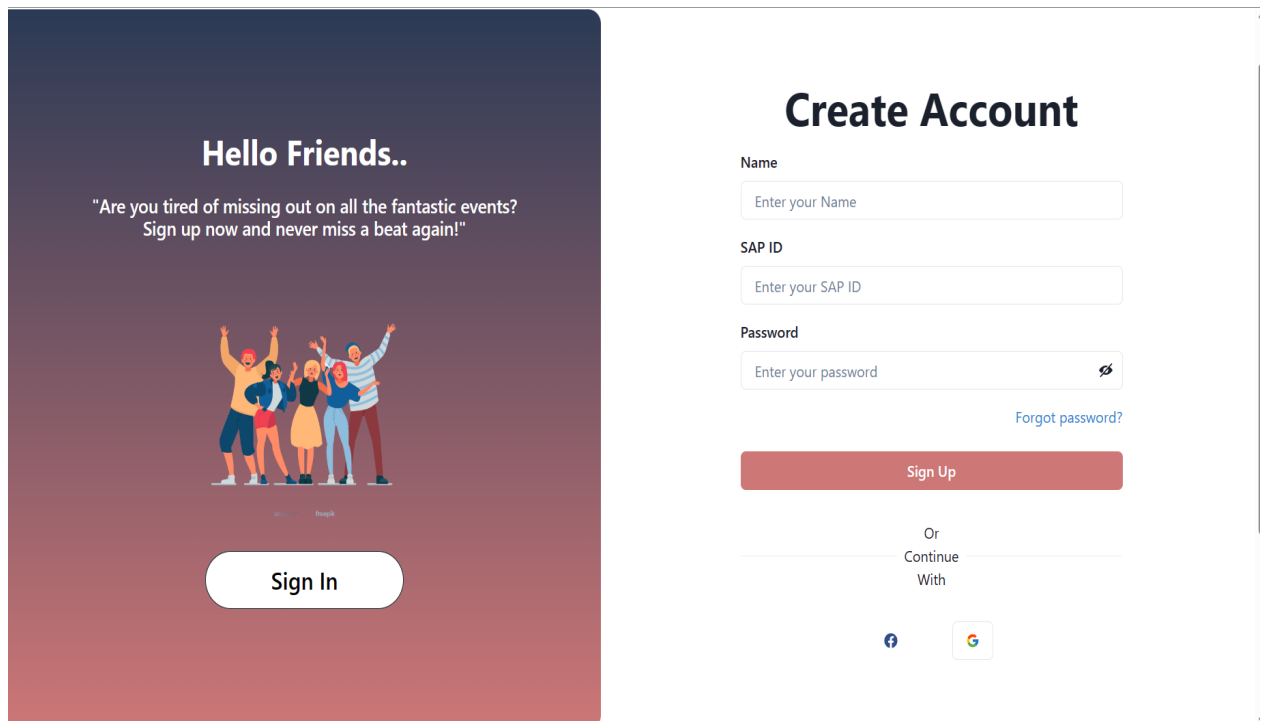
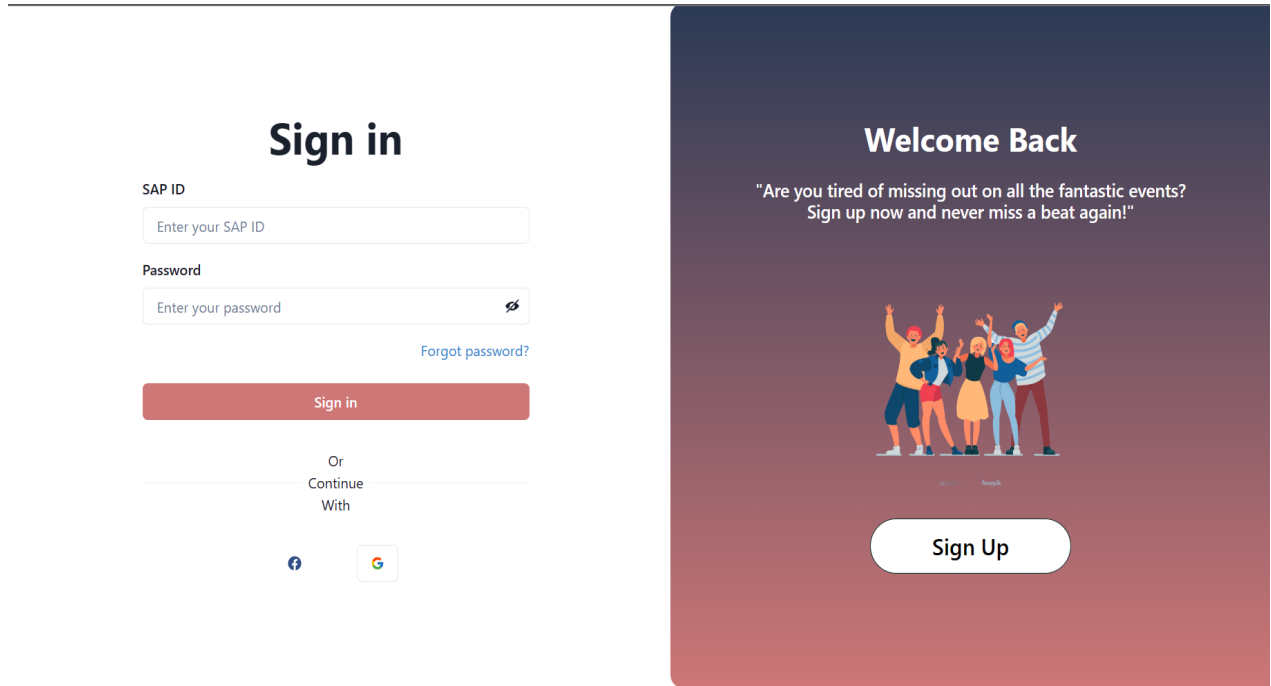
Guiding a team of highly motivated developers in a mentoring role for the event was a unique and illuminating experience for me, as it allowed me to develop a whole new set of skills in terms of leadership, management, and communication. As a mentor, I was able to provide feedback on code quality, offer suggestions for improvement, and help developers identify areas where they could enhance their work. I was also able to help developers set goals and objectives for their work, prioritize their tasks, and stay focused on what's most important. Through this experience, I gained invaluable experience in personnel management, and I am grateful to the entire team for their dedication and contributions. One of the enjoyable aspects of being a mentor was gaining insights and perspectives from different team members, which helped me tackle problems and approach tasks in new and innovative ways. Overall, it was an amazing and fulfilling experience.

- **Om Shukla**

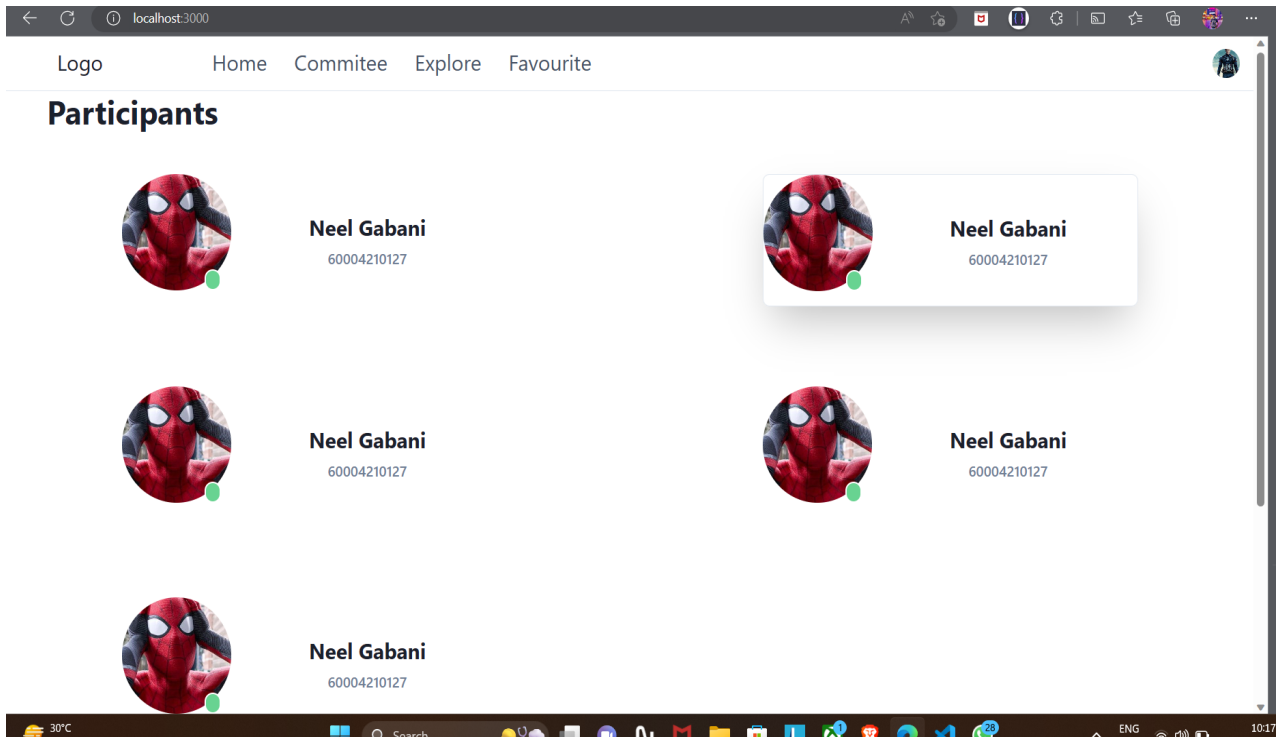
As a mentor for the events portal project, I guided mentees through technical and organizational challenges, emphasizing the importance of clear goals, project planning, and technology selection. Effective communication, both internally and externally, was also crucial. Through mentorship, I learned from the team's perspectives and experiences, and the project was ultimately successful.

5. Screenshots (add o/p for app/web everything)

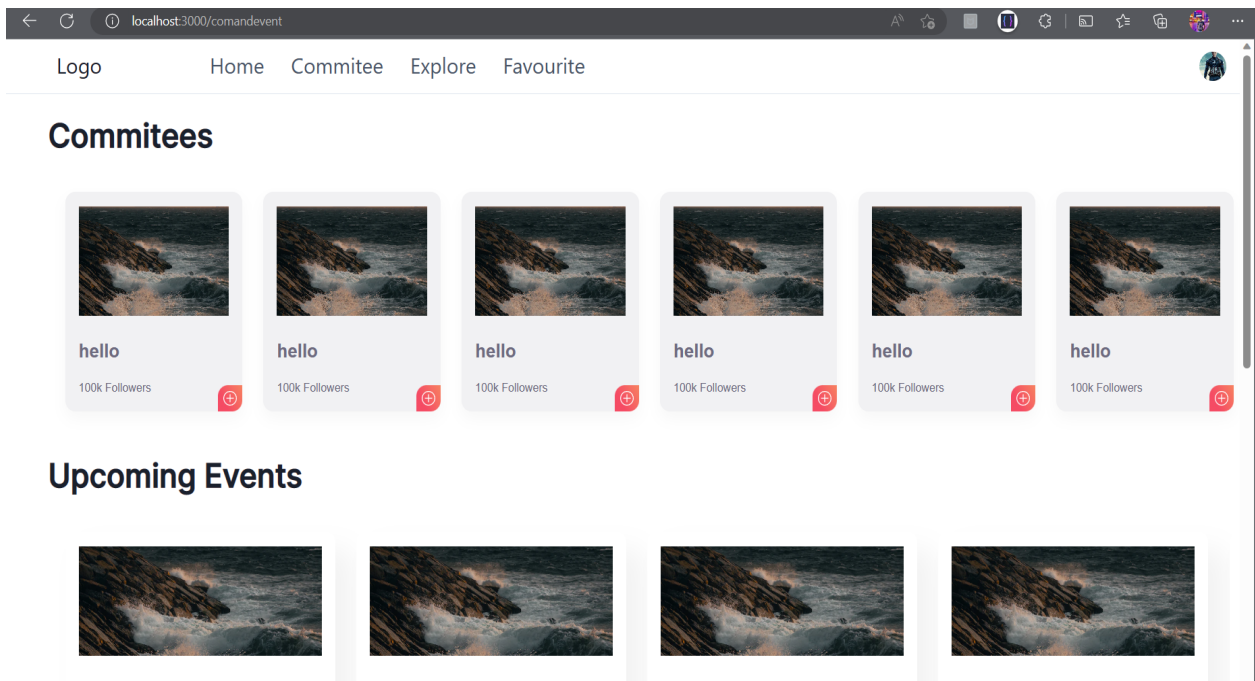
WEB Screenshots:




Participants screen :






Committee and Upcoming events screen






Favorite screen :

Logo Home Commitee Explore Favourite 

Favourite




Username

Link 1

Link 2




Logout



Get Involved


Events

Stay Connected






Subscribe To Newsletter

Navbar :

Logo Home Commitee Explore Favourite 

Footer Screen :



© 2021 By Something. All rights reserved




Get Involved

Events

Commitees

Log in as Admin

Stay Connected

Subscribe To Newsletter

Event Page :

helloo



about the heading

HackPrep 3.0 returned in 2022 again to get the FEs into development. The aim this year was to provide freshers a head start to their journey of hackathons, own projects.


Past Events



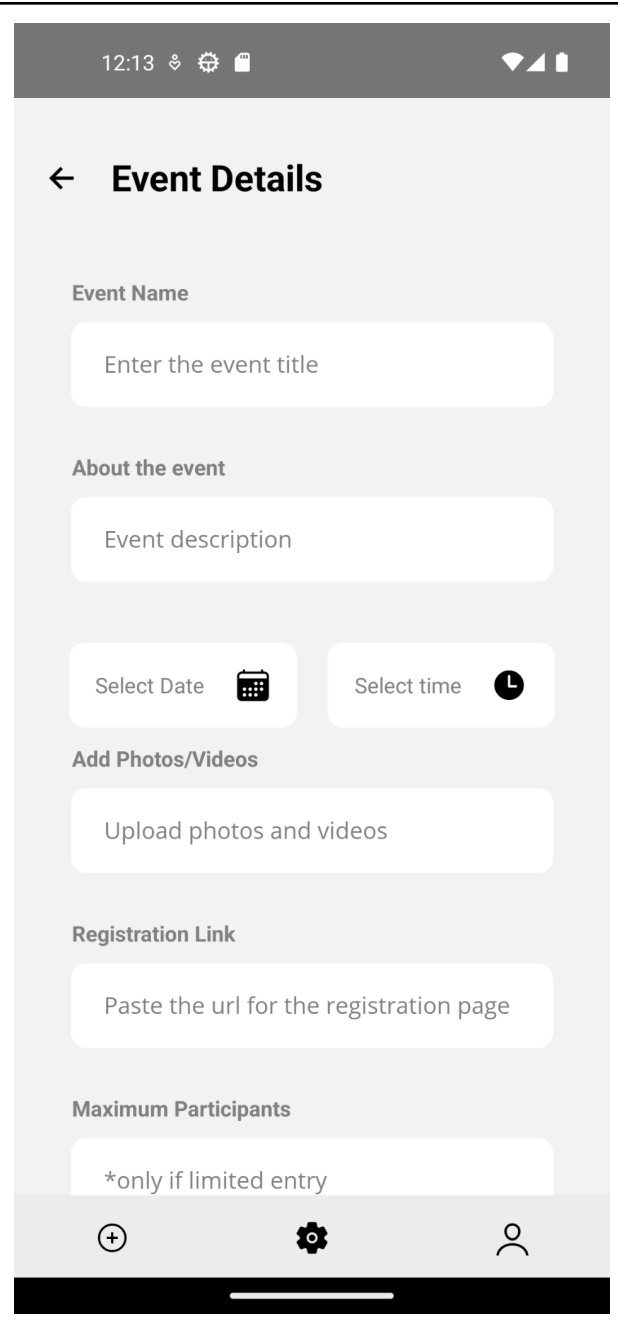
(All these above Images are of Web App)

App Screenshots

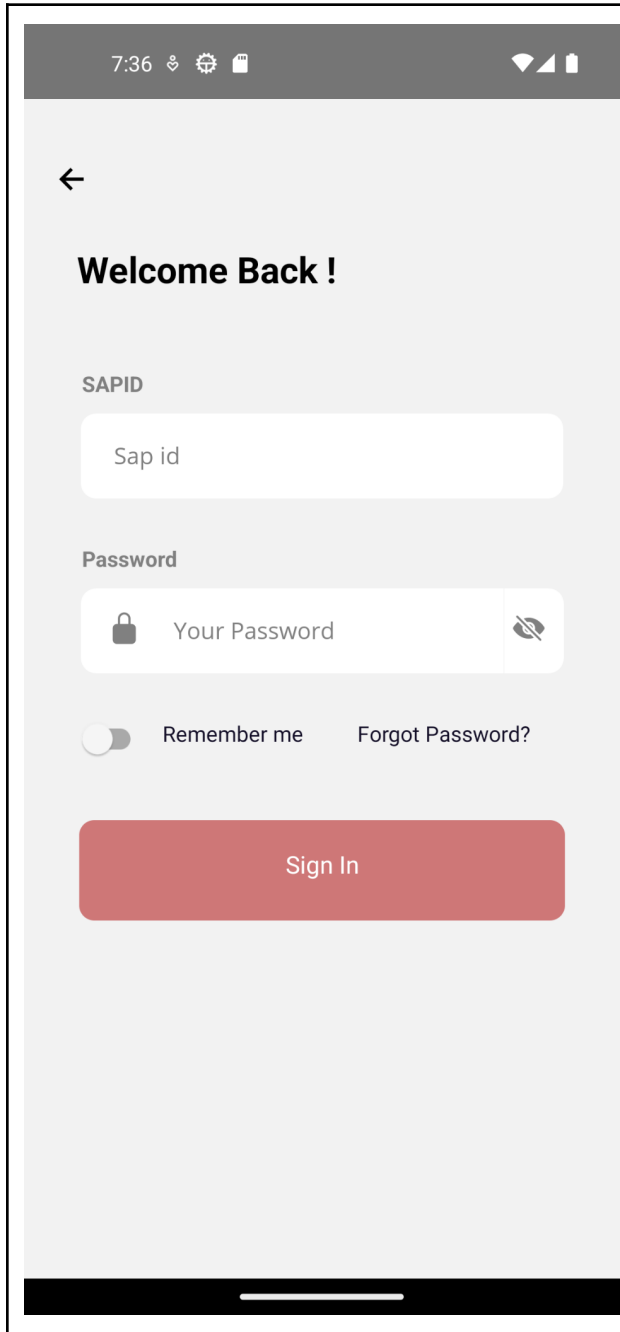
Welcome screen



Sign up screen



Login screen



7:36

←

Welcome Back !

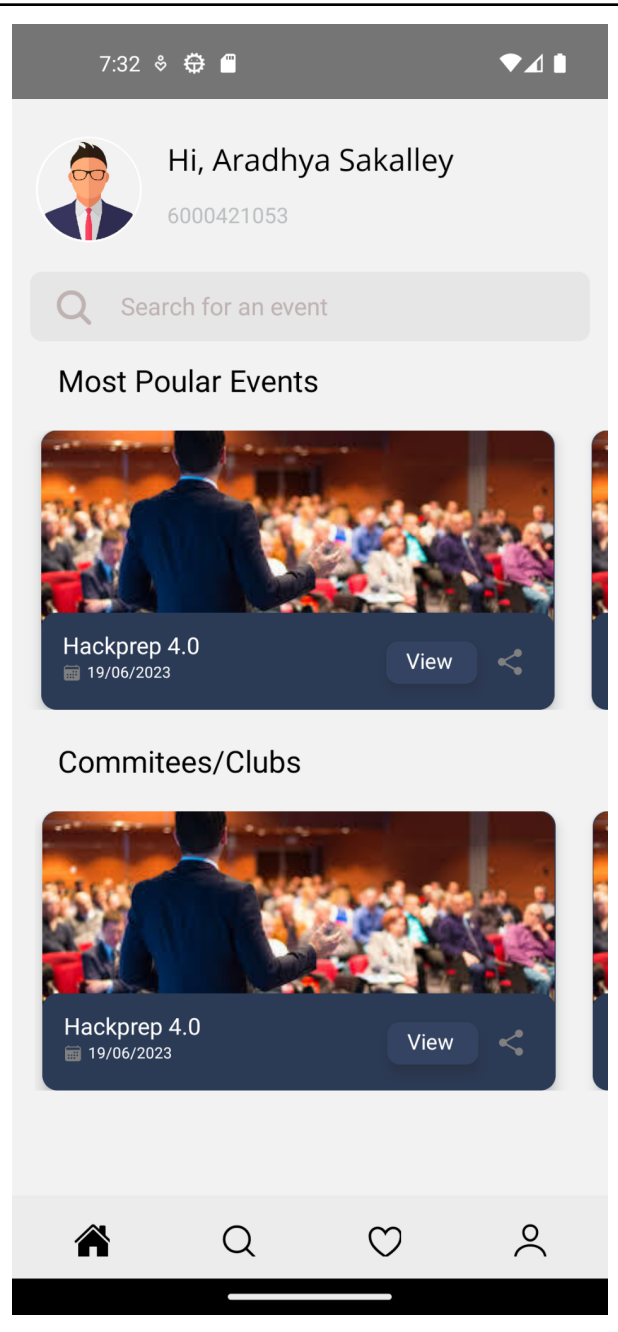
SAPID

Password

Remember me [Forgot Password?](#)

Sign In


Home screen



7:32


Hi, Aradhya Sakalley
6000421053

Most Poular Events



Hackprep 4.0
19/06/2023 View

Commitees/Clubs




Hackprep 4.0
19/06/2023 View

Home Search Heart Profile

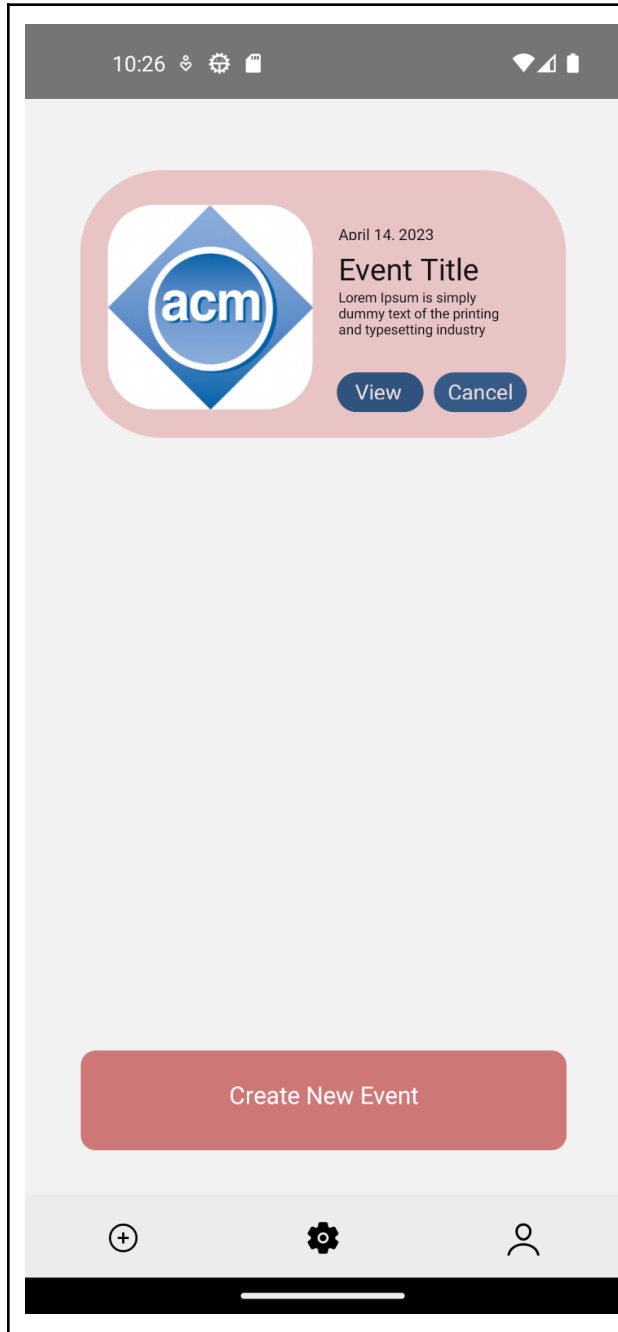
Search screen



Profile screen



Admin manage screen



Create event screen

